

CRO

The Mercury Trophy Rally  
Expert


From Start at 623 088½ to TC1 at WNW 656¼ 040¼

V VI XXXV XXXVII

CRO

The Mercury Trophy Rally  
Expert

From TC1 at 656¼ 040¼ to TC2 at WNW 689 074½



The Mercury Trophy Rally  
Expert

From TC2 at 689 074½ to TC3 at ENE 651 108

Avoid

<u>8</u>	<u>4</u>	<u>2</u>	<u>1</u>
0	1	1	0
1	0	0	0
0	0	1	1
0	0	0	0
1	0	0	0
0	1	0	0

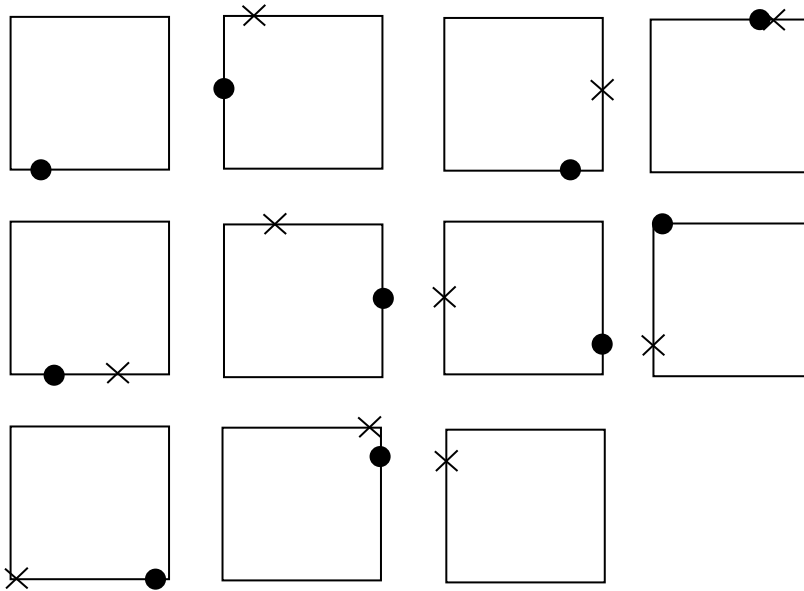
Go Via

<u>8</u>	<u>4</u>	<u>2</u>	<u>1</u>
0	1	1	0
0	1	1	1
1	0	0	0
0	0	0	0
1	0	0	0
1	0	0	1

CRO

The Mercury Trophy Rally  
Expert

From TC3 at 651 108 to TC5 at WSW 634 121½



CRO

The Mercury Trophy Rally  
Expert

From TC5 at 634 121½ to TC7 at E 581¼ 128



CRO

The Mercury Trophy Rally  
Expert


From TC7 at 581¼ 128 to TC8 at NNW 536½ 073

2012 2018 2012 2012 1915 2018 1915 1915 1915 2012

CRO

The Mercury Trophy Rally  
Expert

From TC8 at 536½ 073 to TC9 at ENE 494½ 121

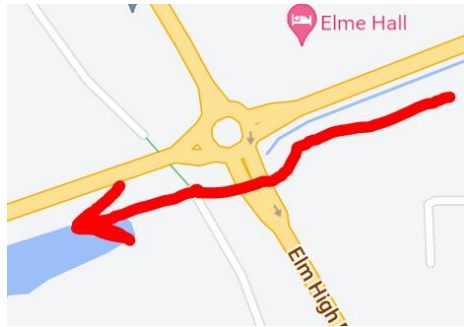
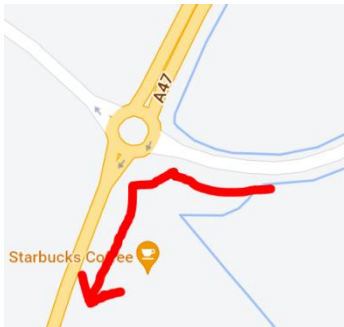


CRO

The Mercury Trophy Rally  
Expert

From TC9 at 496 122 to TC10 at NW 452½ 068

This is a link section and has very relaxed timing. If you require fuel, now is the time to get it as time has been allowed for this. The fuel station is on the left turn just after the TC and before the roundabout. Follow the 3 roundabout instructions below to get to TC10.



CRO

The Mercury Trophy Rally  
Expert

From TC10 at 452½ 068 to TC12 at SSW 476 062

Avoid

- 44900540
- 47400490
- 46700520
- 45800635
- 49600190
- 48500480
- 45500640

CRO

The Mercury Trophy Rally  
Expert

From TC12 at 476 062 to TC13 at WSW 509<sup>3</sup>/<sub>4</sub> 066<sup>1</sup>/<sub>2</sub>

Use junction 488 980<sup>1</sup>/<sub>2</sub> as a reference to below.

NNE road – SE road = Go via

CRO

The Mercury Trophy Rally  
Expert

From TC13 at 509<sup>3</sup>/<sub>4</sub> 066<sup>1</sup>/<sub>2</sub> to TC14 at SW 571 055

yyyyYYYYYYGRGGGRGyGGyGyYYYYYYyY